

JANUS REMOTE COMMUNICATIONS

Embedded Cellular XF Footprint LTE910XF CAT 3 Plug-In Modem

Description

The LTE910XF CAT 3 Socket Modem, based on the industry standard 20-pin connector footprint, is a PTCRB and Carrier end device certified LTE modem for use on CAT 3 networks globally.

The AT&T LTE910XF v1.00 XF Socket Modem is an LTE Category 3 4G cellular modem. They utilize the Telit LE910-NAG module as their cellular engine. The LTE910XF v1.00 units operate in LTE bands (B17), (B5), (B4) and (B2), with fallback to GSM, GPRS, EDGE, UMTS, or HSPA+ networks as needed.

The Verizon LTE910XF v3.00 XF Footprint Socket Modem is an LTE Category 3 Carrier end device certified 4G cellular modem. They utilize the Telit LE910-SVG module as their cellular engine. The LTE910XF v3.00 units operate in LTE bands (B13) and (B4). End device certification allows users to implement the LTE910XF in their devices with no further North American carrier certification requirements.

Available in two different versions for North America:
LTE910XF v1.00 TAUVN (AT&T, T-Mobile, Rogers, Bell, Telus)
LTE910XF v3.00 TAUVN (Verizon)

Technical Specifications

Form Factor

Industry Standard 20-Pin Connector Interface
 PCB Mount
 1.14" x 1.3" x 0.256"

Approvals

Regulatory: FCC, GCF, PTCRB
 Carrier: AT&T and Verizon

Temp Range: -40°C to 85°C

Input Voltage: 3.5 to 4.3Vdc

Data Rate:

LTE: 100.0D/50.0U Mbps
 HSPA+: 42.0D/5.76U Mbps - v1.00
 UMTS: 384.0D/384.0U Kbps - v1.00

Frequency Bands

2G Bands: GSM 850, PCS1900 - v1.00
 3G Bands: B5 (850), B2 (1900) - v1.00
 LTE Bands: B17 (700), B5 (850), B4 (1700), B2 (1900) - v1.00
 LTE Bands B4 (1700), B13 (700) - v3.00


TCP/IP stack access via AT commands

**Cellular, Rx Diversity & MIMO DL 2x2, and GPS
 GLONASS available via U.FL miniature RF connector**

GPS

Stand alone GPS available at AT command interface
 NMEA data
 Dedicated GPS antenna connection with active antenna support

Take the complexity out of designing cellular IoT solutions with Janus Socket Modems.



Features

- Industry Standard 20-Pin Connector Footprint
- 2 U.FL port for antenna diversity
- 1 U.FL for GPS & GLONASS
- Easy migration path, future-proof
- Development kits available
- Capable of 100 Mbps download / 50 Mbps upload speed

Advantages

- FCC & Verizon OD Certified
- Longest network life
- 100Mbps download/50Mbps upload
- Improved reception with RX diversity
- GPS+GLONASS option
- Bundled data plans available

Applications

Suitable for all IoT / M2M Applications

- Fleet Management
- Asset Tracking
- Security Systems
- Telemetry
- Telematics & Telecontrol
- Remote Monitoring Systems
- Remote Meter Reading
- Vending Machines

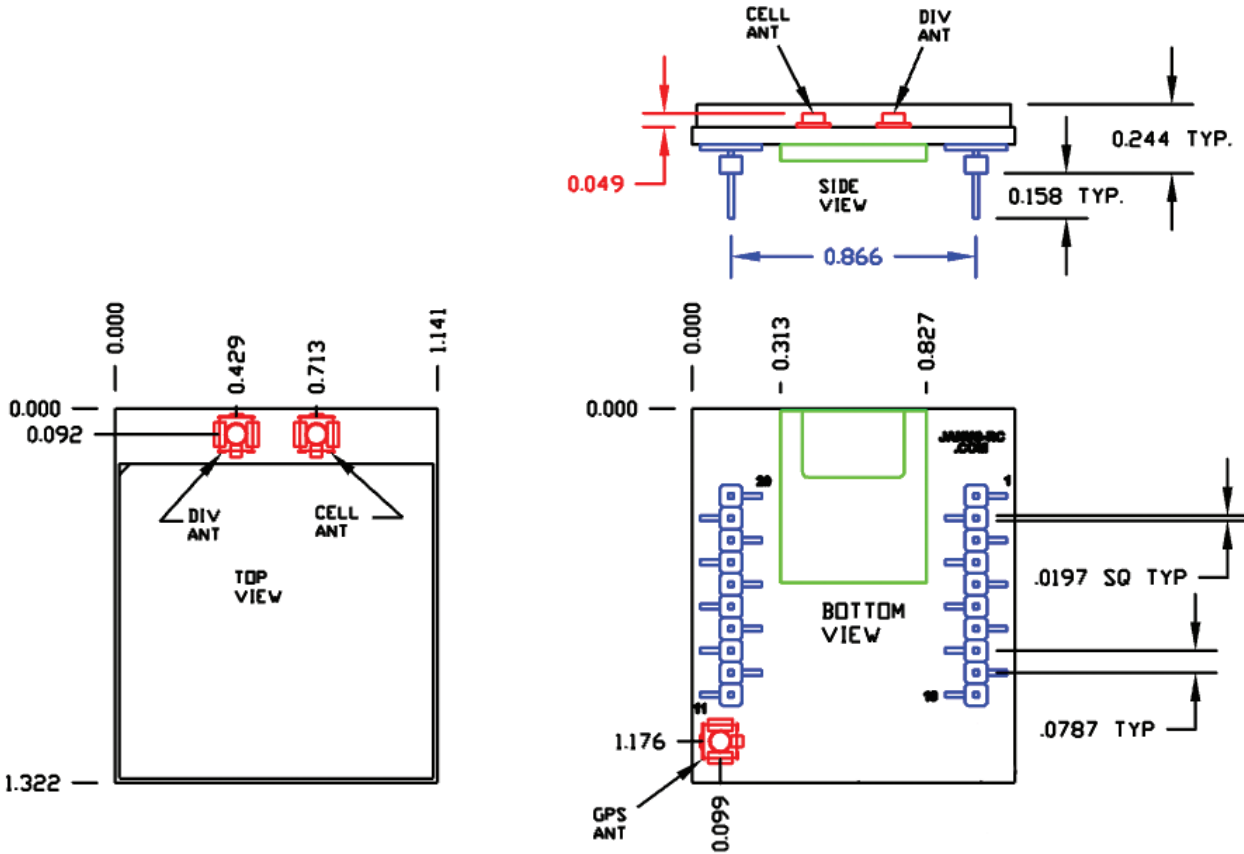
2111 Comprehensive Dr.
 Aurora, IL 60505
630.499.2121
 info@janus-rc.com
 www.janus-rc.com

Bulletin **JA20-PB_LTE**
 Revision **04**
 Date **20 March 2019**

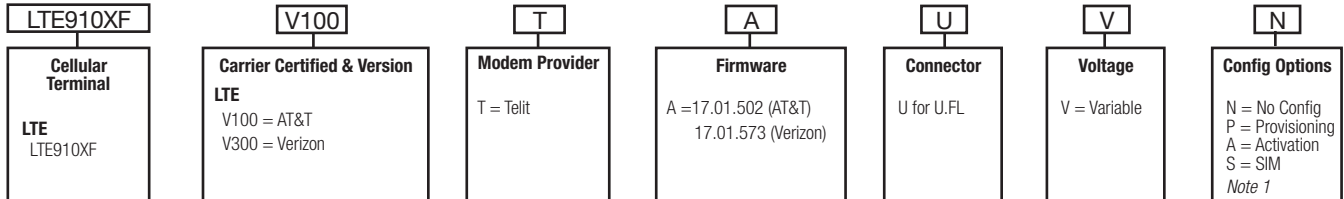


Making machines talk.

LTE910XF CAT 3 Mechanical Drawing



Ordering Information



Example: Part Number – LTE910XFV100TAUVN = LTE Cellular Plug-In Terminal; AT&T Certified; Telit Modem; Standard Firmware with a U.FL Connector with a Variable Voltage with no configuration options.

Notes:

1. Config Options: Provisioning is turning on a device on the network. Activation is assigning MEID's to a customer account. SIM designation is for installation of the SIM

Contact Sales for Additional Special Order Options: Dave Jahr: djahr@janus-rc.com | 630-499-2121

Revision History

Revision	Revision Date	Note
00	08/29/17	Initial Release
01	09/19/17	Updated LTE bands and download and upload speeds
02	05/30/18	Updated Firmware Ordering Information
03	10/18/18	New firmware Ordering Information
04	03/20/19	Updated Voltage Range



Division of The Connor-Winfield Corporation
 2111 Comprehensive Dr. • Aurora, IL 60505
 630.499.2121 • info@janus-rc.com

www.janus-rc.com



Making machines talk.

© Copyright 2019 Janus Remote Communications | Specifications subject to change without notice. All Rights Reserved | See website for latest revision. | Not intended for life support applications.