

JANUS REMOTE COMMUNICATIONS

Embedded Cellular XF Footprint LTE910XF CAT-M1 Socket Modem

Description

The Janus line of “X” Footprint (XF) socket modems are footprint compatible cellular modems for use in LTE communication networks globally. They are carrier “end device certified” with industry standard 20-pin headers that are easily integrated into new and existing designs. Their “end device” classification allows users to integrate any certified cellular XF modem into their application with no further requirements, allowing for a quick to market solution. The XF modems are interchangeable to allow for maximum network flexibility while removing the worry of product obsolescence.

The LTE910XF CAT-M1 Socket Modems are available in two versions: LTE910XF v10.00 for AT&T and LTE910XF v11.00 for Verizon. Both versions use the Telit ME910C1 as their cellular engine. The LTE910XF v10.00 units operate in LTE CAT M1 LTE bands B2, B4 and B12. The LTE910XF v11.00 units operate in LTE CAT-M1 bands B4 and B13.

Available in two different versions for North America:
 LTE910XF v10.00 TBUVN (AT&T)
 LTE910XF v11.00 TAUVN (Verizon - certification pending)

Technical Specifications

Form Factor

Industry Standard 20-Pin Connector Interface
 PCB Mount
 1.14” x 1.3” x 0.256”

Approvals (pending)

Regulatory: FCC, GCF, PTCRB
 Carrier: AT&T and Verizon

Temp Range: -40°C to 85°C

Input Voltage: 3.5 to 5.5Vdc

Data Rate: 300D/375U kbps

Frequency Bands

v10.00: LTE B2, B4, B12
 v11.00: LTE B4, B13


Interface:

UART & USB
 Internal TCP/IP stack available via AT commands
 Use external stack with CDC-ACM, NCM & MBIM drivers

SIM Card: 3FF Micro

Antenna Connections: Cellular and GPS

Warranty: One year standard



Features

- Industry Standard 20-Pin Connector Footprint
- 2 U.FL port for antenna diversity
- Easy migration path, future-proof
- Development kits available
- Capable of 300 Kbps download / 375 Kbps upload speed

Advantages

- Approvals: FCC, GCF, PTCRB, AT&T, Verizon (Pending), CE
- Migration path to new LTE categories

Applications

Suitable for all IoT / M2M Applications

- Fleet Management
- Asset Tracking
- Security Systems
- Telemetry
- Telematics & Telecontrol
- Remote Monitoring Systems
- Remote Meter Reading
- Vending Machines

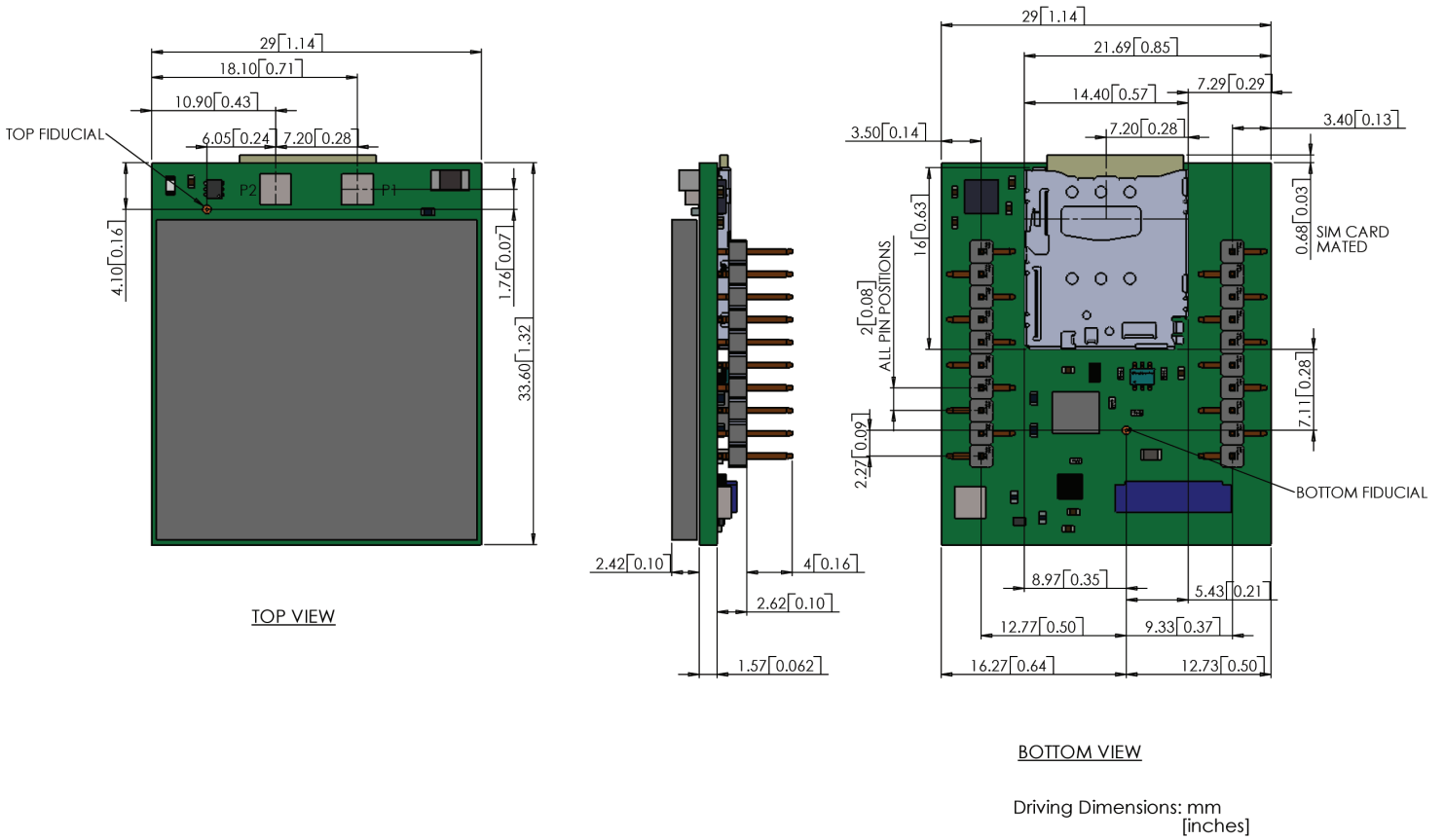
2359 Diehl Road
 Aurora, IL 60502
630.499.2121
 info@janus-rc.com
 www.janus-rc.com

Bulletin **JA20-PB_LTE-CM1**
 Revision **04**
 Date **27 Feb 2020**

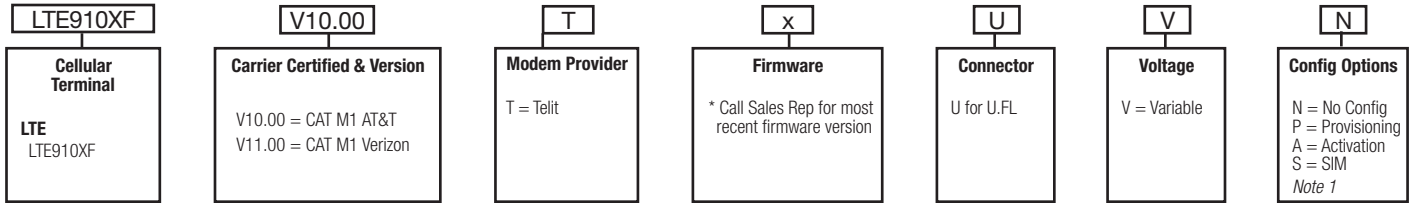


Making machines talk.

LTE910XF CAT-M1 Mechanical Drawing



Ordering Information



Example: Part Number – LTE910XFV10.00T*xUVN = LTE Cellular Plug-In Terminal; AT&T Certified; Telit Modem; Current Firmware with a U.FL Connector with a Variable Voltage with no configuration options.

Notes:

1. **Config Options:** Provisioning is turning on a device on the network. Activation is assigning MEID's to a customer account. SIM designation is for installation of the SIM

Contact Sales for Additional Special Order Options: Dave Jahr: djahr@janus-rc.com | 630-499-2121

Revision History

Revision	Revision Date	Note
00	08/02/18	Initial Release
01	10/03/18	Updated Mechanical Drawing
02	10/18/18	Updated Firmware Ordering Information
03	12/20/18	Updated Data Rates, Input Voltage and Firmware Ordering Information
04	02/27/20	Updated v10.00 Firmware information and ordering information



Division of The Connor-Winfield Corporation
2359 Diehl Road • Aurora, IL 60502
630.499.2121 • info@janus-rc.com

www.janus-rc.com



Making machines talk.

© Copyright 2020 Janus Remote Communications | Specifications subject to change without notice
All Rights Reserved | See website for latest revision. | Not intended for life support applications.